

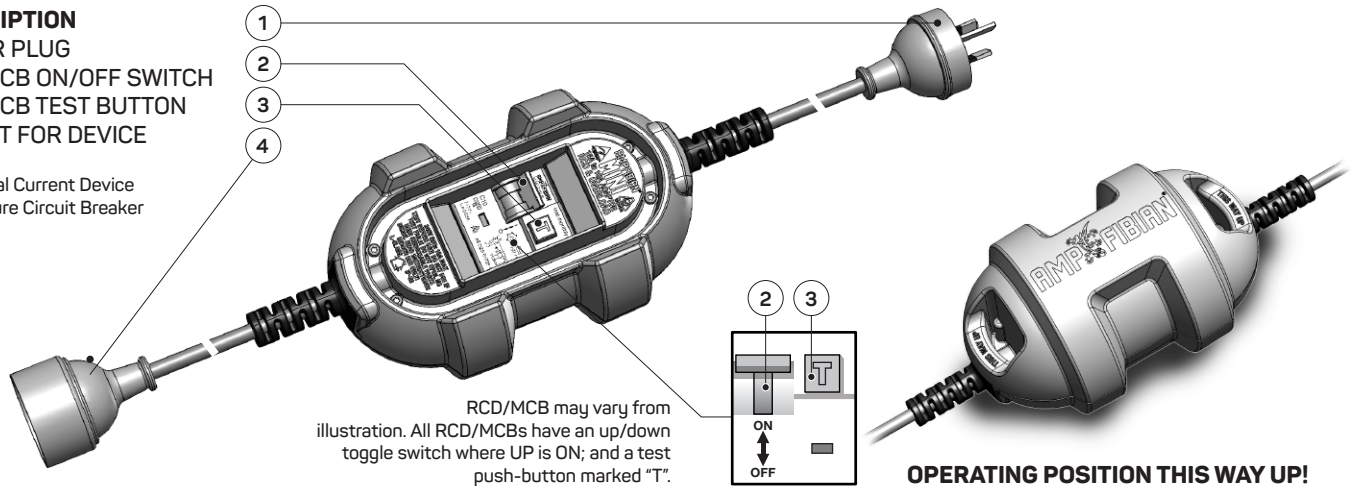
# AMPFIBIAN MINI 15A to 10A Power Adaptor with RCD and MCB

Mfgr.# 02234

## No. DESCRIPTION

- 1 POWER PLUG
- 2 RCD/MCB ON/OFF SWITCH
- 3 RCD/MCB TEST BUTTON
- 4 SOCKET FOR DEVICE

RCD = Residual Current Device  
MCB = Miniature Circuit Breaker



## USING THE AMPFIBIAN MINI

1. With nothing plugged in, connect the MINI's plug (1) directly into power supply (wall) socket and switch power supply ON.
2. Switch MINI ON (2). If unit trips, unplug it and contact place of purchase. DO NOT USE or continue with next step.
3. Press test button labelled "T" (3). If switch (2) trips OFF continue to step 4. If switch (2) DOES NOT trip when test button pressed, unplug the MINI and contact us. DO NOT use MINI or continue to step 4.
4. Connect extension cord or operating device to MINI's socket (4). Avoid any strain on the lead.
6. Switch MINI to ON position (2).

## IF AMPFIBIAN MINI TRIPS IN SERVICE

First rule out that the MINI is at fault by performing the above test procedure.

The MINI will trip due to overload or an earth leakage fault. If you are unsure of the cause, or you believe there is an earth leakage fault, turn off all power and contact a licensed electrician.

If you believe there is an overload, switch off or unplug some of the appliances and reset the MINI.

Electricity can be dangerous! RCDs (Residual Current Devices) are not a substitute for basic electrical safety precautions. RCDs are additional protection and will not prevent shock, but will minimise the effect. Do not use this device if it fails to operate correctly in accordance with these instructions.

The Ampfbian MINI is rated 240 Volts with a maximum current rating of 10 Amperes (A).

Do not try to open or repair the MINI yourself. No user-serviceable parts are inside. Test the MINI before use as described in step 3. This device will only protect against faults to earth through the body, but not against active to neutral faults.

This device must be connected DIRECTLY to an outlet socket. It must not be

connected via cord extension sets.

To achieve the Ampfbian MINI's ingress protection rating of IP33 (water spray up to 60 degrees from vertical), it must sit on a hard floor with the RCD/MCB facing downwards and the markings "THIS WAY UP" facing upwards. The MINI is intended to be used indoors or undercover.

**Do not expose to petrol, oil, solvents, pool chemicals, etc.**

**Do not use in hazardous locations!**

**Do not use if damaged!**

**Do not disassemble!**

**Ingress protected to IP33, recommended for indoor use.**

**Do not submerge in water!**

**This product is not intended for permanent installation.**

**Store in a dry place out of direct sunlight.**

**To be used with 10A (2400W) maximum load.**



## LIMITED WARRANTY

Every Ampfbian product is thoroughly inspected and tested before leaving our factory. Ampfbian Pty. Ltd. limits this warranty against defective workmanship and faulty materials under normal use for twentyfour (24) months from date of purchase (proof of date of purchase must be provided) and undertakes at its option to repair or replace each product or part thereof on condition that:

- The product has not been subject to misuse, neglect, accidents or alterations;
- The unit has been used and maintained as per the instructions.

Ampfbian Pty. Ltd. is not liable for any consequential damage to either people, work or facilities from using the Ampfbian.

Please ensure Ampfbian is actually faulty before returning it, by testing it on a different power circuit and with a different appliance. Please see the "Return & Refund Policy" page on our website or contact us for details. All shipping costs are the responsibility of the customer.

Please staple your purchase receipt (or a copy) to this document. You will be asked to provide a filled-out copy of this form and proof-of-purchase in the event of a warranty claim.



*If you want an extra year's cover free (three in total), register your warranty online at [ampfbian.com.au](http://ampfbian.com.au)*



DATE OF PURCHASE: \_\_\_\_\_

PURCHASED FROM: \_\_\_\_\_

PURCHASER'S NAME: \_\_\_\_\_


CONTACT INFORMATION: \_\_\_\_\_

Please keep these instructions with you. Only send this form to Ampfbian in case of a warranty claim!

## RATING KEY


Ingress Rating		Impact Rating
<b>SOLID</b>	<b>LIQUID</b>	
<b>IP1_</b>	<b>IP_1</b>	<b>IK04</b>
Protection of the back of the hand against accidental access to hazardous parts and objects larger than 50mm	Protection against vertically falling water drops	0.5 Joules Impact Energy Drop of 200g object from a height of 250mm
<b>IP2_</b>	<b>IP_2</b>	<b>IK05</b>
Protection of fingers against access to hazardous parts and objects larger than 12.5mm	Protection against vertically falling water drops up to 15° from vertical	0.7 Joules Impact Energy Drop of 200g object from a height of 350mm
<b>IP3_</b>	<b>IP_3</b>	<b>IK06</b>
Protection of persons holding tools or wires larger than 2.5mm diameter	Protection against spraying water (rain) at an angle up to 60° from vertical	1.0 Joules Impact Energy Drop of 500g object from a height of 200mm
<b>IP4_</b>	<b>IP_4</b>	<b>IK07</b>
Protection of persons holding tools or wires larger than 1mm diameter	Protection against splashing water from any direction (360°)	2.0 Joules Impact Energy Drop of 500g object from a height of 400mm
<b>IP5_</b>	<b>IP_5</b>	<b>IK08</b>
Protection against entry of dust in sufficient quantity to interfere with equipment	Protection against water jets from any direction (360°)	5.0 Joules Impact Energy Drop of 1700g object from a height of 295mm

## HOW AMPFIBIANS PROTECT YOU




**FIRE**

Cause:



**SHOCK**

Cause:



**LOSS**

Cause:

**Overload**  
DEATH-LEAD

**Short Circuit**  
Bad/old/damaged wiring

**Spike**  
Generators, lightning

Protection:

**Breaker**  
Fuse or M.C.B.  
Miniature Circuit Breaker

Protection:



**R.C.D.**  
Residual Current Device

Protection:



**Surge Protector**

Higher "Joule" rating gives better protection



Combined into a single "R.C.B.O."  
(Residual-Current-Breaker-Overload)


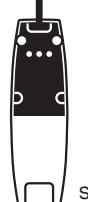
**MINI**

**RV-PLUS**  
MINI-PLUS is NZ eqv. MCB only

**MAX**










**CARAVAN SURGE PROTECTOR**

15A Caravan Surge Protectors (work with Adaptors)  
Only available in Australia


15A to 10A Power Adaptors with RCD and MCB

All caravan electrical supply equipment must be weatherproof to at least IP44









Operating Environment	
<b>L-Class</b>	<b>H-Class</b>
A single phase portable RCD primarily intended for household use	A portable RCD intended for general industrial use
	

Electrical Protection	
 <b>RCD</b> 	 <b>MCB</b> 
<b>Residual Current Device:</b> Immediately cuts the power if a difference between incoming and outgoing voltage is detected. Protects <b>people</b> against the effects of electrocution	<b>Miniature Circuit Breaker:</b> Cuts the power in case of overload. Protects <b>circuits</b> from overheating and catching fire

**PLEASE NOTE:**  
This unit contains country specific components and must be used in its country of purchase:  
- AU has a C-type RCBO  
- NZ an FS A-type RCBO



## ADAPTOR RANGE

PRODUCT	MINI-PLUS	MINI	RV-PLUS	MAX
COUNTRY	NZ	ANZ	AUSTRALIA	ANZ
STANDARDS COMPLIANCE	AS/NZS3820	AS/NZS3001	AS/NZS3001 AS/NZS3190	AS/NZS3001 AS/NZS3190
DEVICE CLASS	H-CLASS	L-CLASS	L-CLASS	H-CLASS
IMPACT RATING	IK08	IK08	IK08	IK08
LOAD SOCKET	16A CEE 	15A 	15A 	15A 
WEATHERPROOFING	IP44	IP33	IP55	IP55
MAX. LOAD	2400W	2400W	2400W	2400W
MAX SUPPLY	10A	10A	10A	10A
SUPPLY LEAD PLUG				

Specifications subject to change without notice!



PC/POM/  
PVC parts



1789-INSTRUCT-MINI-M